

Scaled data based on original data using
LM-79-08 Approved Method: Electrical and Photometric Measurements of Solid-
State Lighting Products

Test Report Prepared for
Cooper Lighting Solutions
(formerly Eaton)

Brand: McGRAW-EDISON

Report Number: P595503

Luminaire Tested: **ISW-PA1A-830-U-T4W**

Issue Date: 3/22/2022

Test Information

Test Method: LM-79-08
Report Number: P595503
TEST IS SCALED FROM IESNA LM-79-08 TEST DATA (G1-2201-510-12)
Test Lab: INNOVATION CENTER
Issue Date: 3/22/2022
Manufacturer: COOPER LIGHTING SOLUTIONS (FORMERLY EATON)
Product Line: McGRAW-EDISON
Catalog Number: ISW-PA1A-830-U-T4W
Description: IMPACT ELITE LED WEDGE LUMINAIRE
(1) 80 CRI, 3000K, 350mA LIGHT ENGINE WITH 24 LEDS AND TYPE IV WIDE OPTICS
Light Source: -
Ballast/Driver: ELECTRONIC DRIVER

Summary

Lumens per Lamp: N/A
Luminaire Lumens: 3245 lumens
Efficiency: N/A
Efficacy: 112.7 lumens/watt
Luminous Opening: Rectangular (W 0.75' x L: 0.5' x H: 0')
IES Classification: Type IV - Medium
BUG Rating: B1 - U0 - G2

Input Watts (W): 28.8
Input Voltage (V): NR
Input Current (Ain): NR
Voltage Rise (V): NR
Power Factor: NR
Total Harmonic Distortion (THDi): NR
Frequency (hertz): 60
Stabilization Time: NR
Operation Time: NR
Ambient Temperature (°C): NR
Test Distance: 28.75 FT

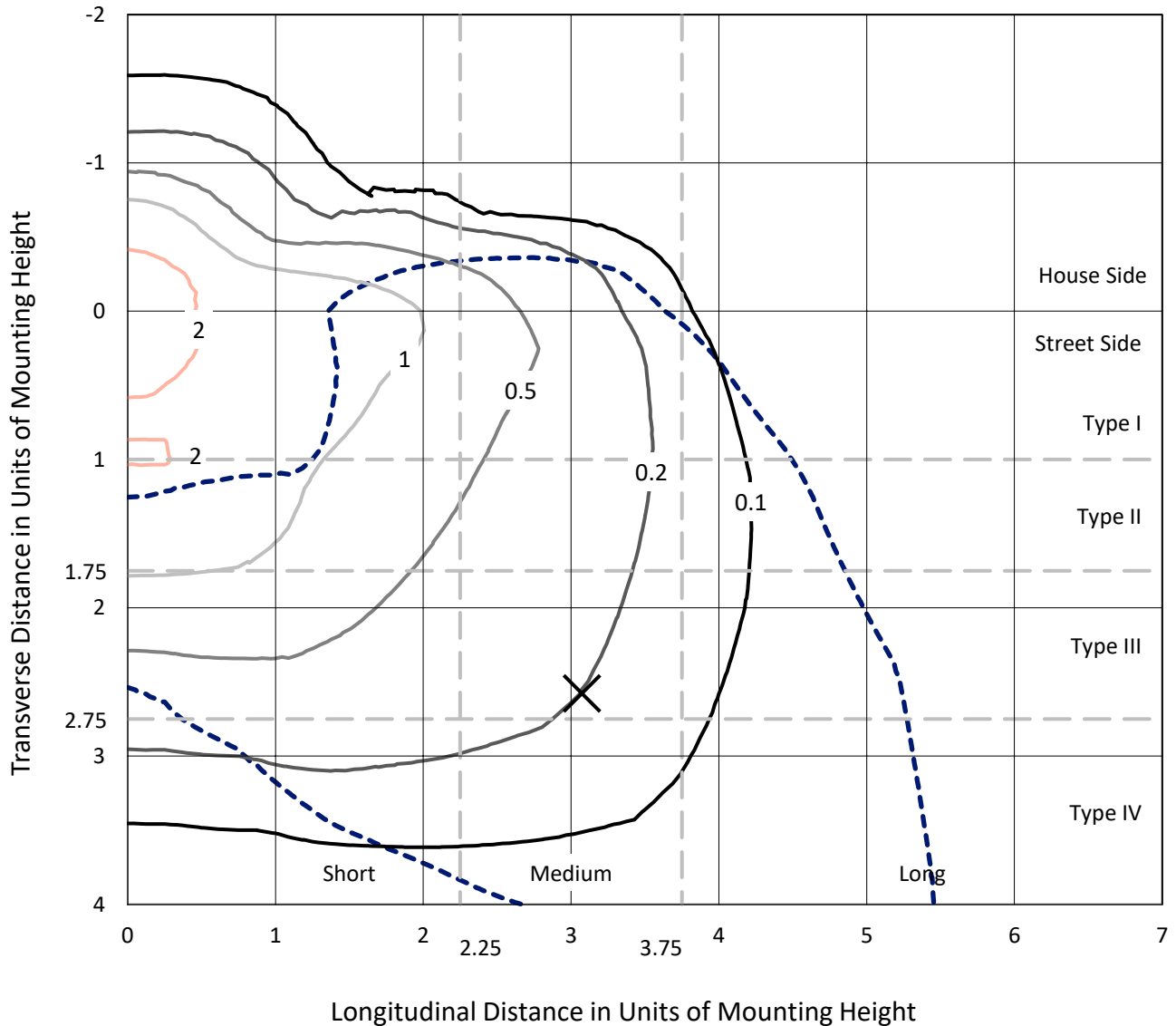




REPORT NUMBER: P595503
 CATALOG NUMBER: ISW-PA1A-830-U-T4W

Iso-Footcandle Lines of Horizontal Illumination

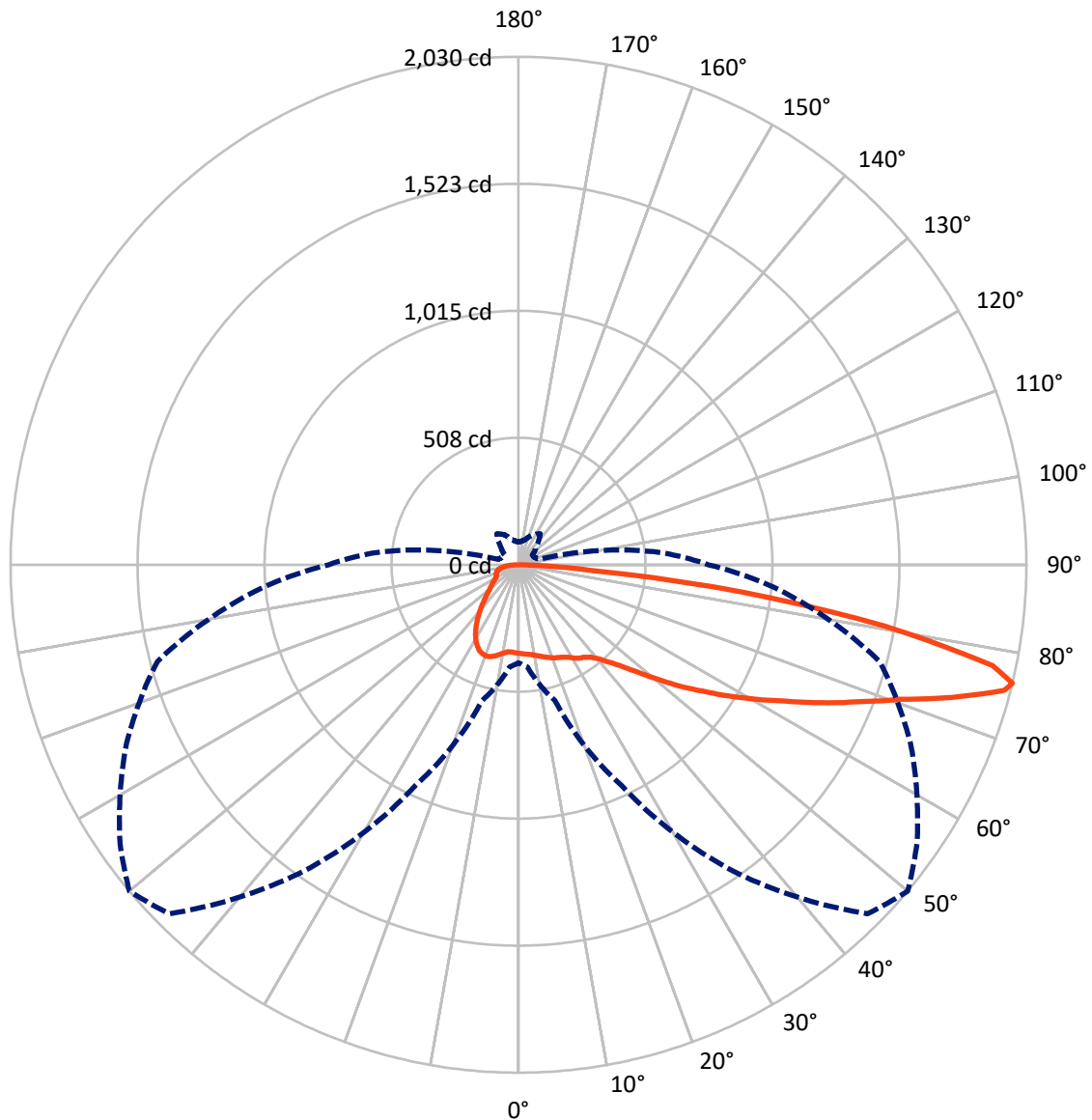
× Max cd
 - - - 1/2 Max cd



Based on 12 foot mounting height. Maximum calculated value = 2.7 fc
 Type IV - Medium - N/A

REPORT NUMBER: P595503
CATALOG NUMBER: ISW-PA1A-830-U-T4W

Luminous Intensity Polar Plot



— Vertical Plane Through 50-Deg Lateral - - - Horizontal Cone Through 76-Deg Vertical

REPORT NUMBER: P595503
 CATALOG NUMBER: ISW-PA1A-830-U-T4W

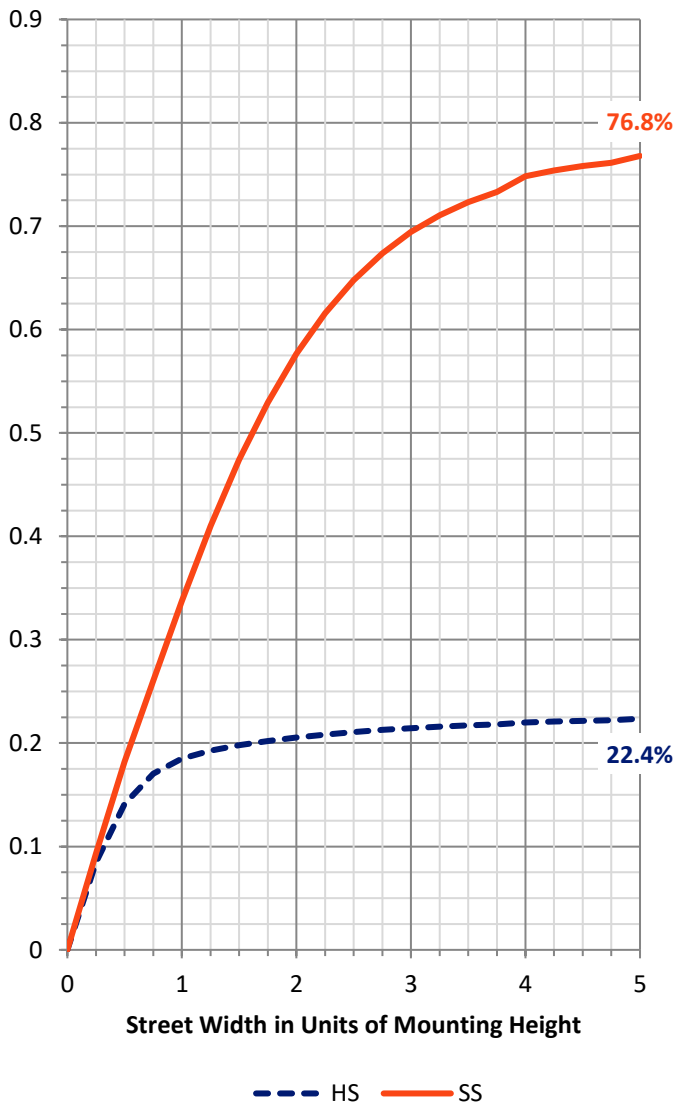
FLUX DISTRIBUTION:

		Downward	Upward	Total
House Side	Lumens	742.3	0.0	742.3
	% Fixture	22.9	0.0	22.9
Street Side	Lumens	2502.7	0.0	2502.7
	% Fixture	77.1	0.0	77.1
Total	Lumens	3245.0	0.0	3245.0
	% Fixture	100.0	0.0	100.0

Coefficient of Utilization

ZONAL LUMENS:

Zone	Lumens	% Fixture
0°-10°	34.3	1.1
10°-20°	108.0	3.3
20°-30°	182.4	5.6
30°-40°	250.0	7.7
40°-50°	368.2	11.3
50°-60°	579.2	17.9
60°-70°	833.8	25.7
70°-80°	758.1	23.4
80°-90°	130.9	4.0
90°-100°	0.0	0.0
100°-110°	0.0	0.0
110°-120°	0.0	0.0
120°-130°	0.0	0.0
130°-140°	0.0	0.0
140°-150°	0.0	0.0
150°-160°	0.0	0.0
160°-170°	0.0	0.0
170°-180°	0.0	0.0
0°-90°	3245.0	100.0
0°-180°	3245.0	100.0

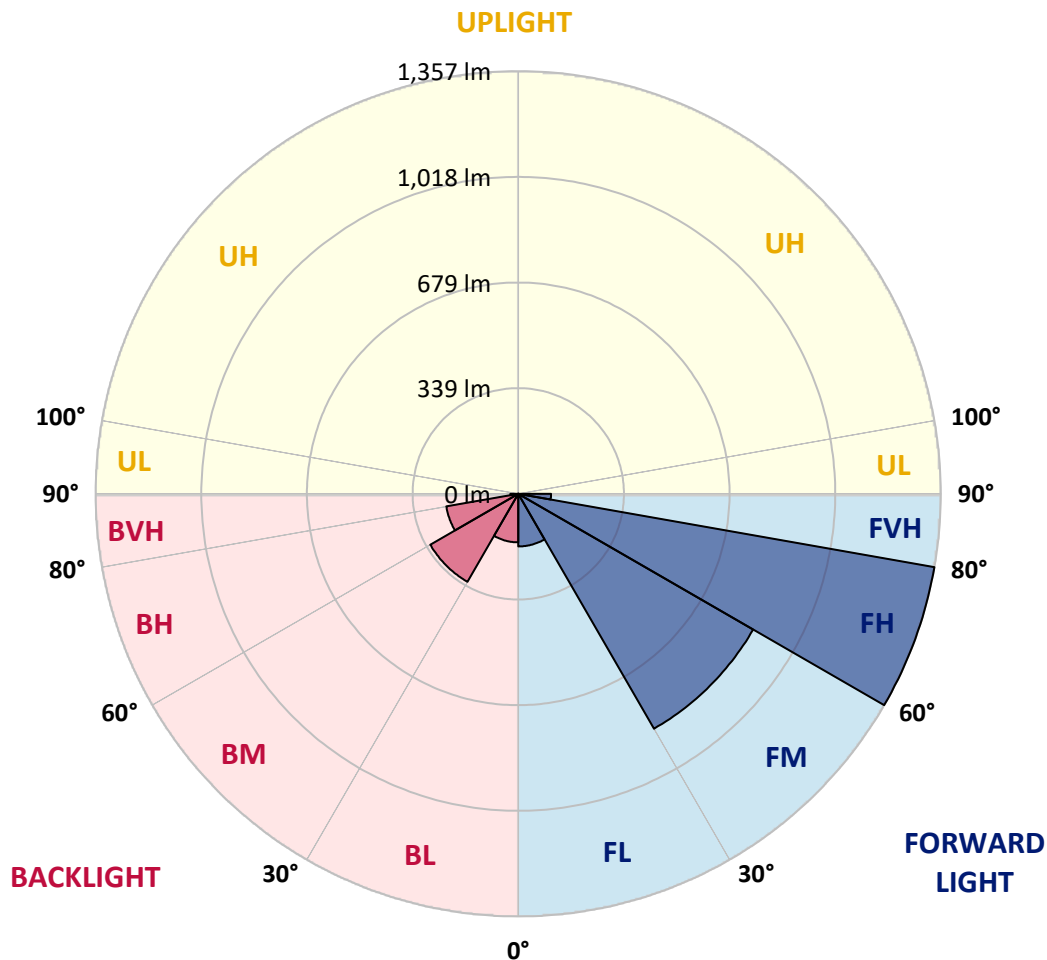


REPORT NUMBER: P595503
 CATALOG NUMBER: ISW-PA1A-830-U-T4W

LUMINAIRE CLASSIFICATION SYSTEM LUMEN TABLE AND BUG RATING:

Zone	Lumens	% Fixture	Zone Rating/Lumen Limit		
			B	U	G
FL (0°-30°)	168.9	5.2			
FM (30°-60°)	871.2	26.8			
FH (60°-80°)	1357.2	41.8			G1/1800
FVH (80°-90°)	105.3	3.2			G2/225
BL (0°-30°)	155.8	4.8	B1/500		
BM (30°-60°)	326.3	10.1	B1/1000		
BH (60°-80°)	234.7	7.2	B1/500		G1/500
BVH (80°-90°)	25.5	0.8			G1/100
UL (90°-100°)	0.0	0.0		U0/0	
UH (100°-180°)	0.0	0.0		U0/0	

BUG Rating: B1-U0-G2
 Type IV Medium





REPORT NUMBER: P595503
 CATALOG NUMBER: ISW-PA1A-830-U-T4W

CANDELA DISTRIBUTION (FULL):

	0°	5°	15°	25°	35°	45°	50°	55°	65°	75°	85°
0°	353.7	353.7	353.7	353.7	353.7	353.7	353.7	353.7	353.7	353.7	353.7
2.5°	361.6	361.6	362.4	360.9	360.9	356.9	356.9	356.1	354.5	353.7	352.1
5°	375.2	375.2	372.8	368.8	366.4	361.6	359.3	357.7	354.5	350.5	346.5
7.5°	389.5	387.9	386.3	379.9	375.2	366.4	362.4	360.1	353.7	348.1	345.7
10°	404.6	402.2	398.2	390.3	383.1	372.8	368.0	364.8	357.7	352.9	347.3
12.5°	413.3	413.3	408.5	399.0	389.5	376.7	374.4	370.4	363.2	356.9	351.3
15°	422.1	422.8	418.1	407.0	395.8	386.3	382.3	379.9	372.0	362.4	355.3
17.5°	430.8	430.0	425.2	412.5	400.6	391.8	389.5	386.3	378.3	369.6	362.4
20°	437.2	435.6	434.0	418.1	406.2	400.6	397.4	395.0	387.1	377.5	368.0
22.5°	438.7	440.3	438.7	419.7	410.1	403.8	403.0	400.6	394.2	385.5	376.0
25°	439.5	440.3	442.7	424.4	415.7	410.9	409.3	407.7	403.0	395.8	383.1
27.5°	443.5	444.3	444.3	427.6	422.8	419.7	418.1	418.1	415.7	407.0	394.2
30°	444.3	445.1	446.7	435.6	434.0	431.6	432.4	431.6	427.6	418.1	403.8
32.5°	449.9	450.7	454.6	440.3	441.9	444.3	445.1	444.3	436.4	428.4	416.5
35°	468.2	467.4	470.5	452.3	450.7	451.5	453.8	453.1	449.9	442.7	434.8
37.5°	527.0	527.0	518.2	480.1	468.2	466.6	468.2	472.1	472.9	466.6	460.2
40°	630.3	624.7	620.0	537.3	499.2	489.6	494.4	496.8	503.1	503.1	503.1
42.5°	736.8	737.6	736.0	626.3	554.8	530.9	531.7	537.3	550.8	553.2	560.4
45°	831.4	837.0	848.9	729.7	636.7	583.4	577.8	583.4	602.5	618.4	636.7
47.5°	905.3	898.9	925.2	837.7	730.4	654.9	640.6	642.2	668.4	693.9	722.5
50°	968.9	970.5	982.4	948.2	848.9	736.0	716.9	713.8	751.1	778.1	826.6
52.5°	1040.4	1035.7	1053.1	1045.2	964.1	835.4	805.2	795.6	836.2	874.3	926.8
55°	1074.6	1079.4	1115.1	1135.0	1073.0	924.4	891.0	894.2	937.1	977.6	1050.8
57.5°	1135.0	1139.8	1181.1	1222.4	1170.0	1019.0	989.6	989.6	1038.0	1083.3	1196.2
60°	1217.7	1218.5	1260.6	1332.1	1255.0	1110.4	1091.3	1090.5	1143.0	1195.4	1367.9
62.5°	1254.2	1263.8	1326.6	1419.6	1366.3	1222.4	1200.2	1206.5	1253.4	1314.6	1559.4
65°	1205.0	1225.6	1356.8	1478.4	1465.7	1339.3	1330.5	1339.3	1367.9	1433.9	1762.1
67.5°	1042.0	1069.8	1301.1	1518.1	1545.1	1474.4	1461.7	1460.1	1478.4	1552.3	1890.1
70°	957.8	974.5	1154.1	1533.2	1608.7	1611.1	1611.1	1600.8	1598.4	1652.4	1902.0
72.5°	788.5	806.0	973.7	1449.0	1669.1	1793.9	1812.2	1774.1	1715.2	1704.1	1702.5
75°	561.9	574.7	719.3	1139.8	1592.0	1969.6	2006.1	1932.2	1768.5	1591.2	1241.5
76°	391.8	410.1	561.9	973.7	1495.1	1972.8	2030.0	1944.1	1732.7	1494.3	1022.9
77.5°	198.7	205.1	325.1	654.1	1251.1	1882.1	1937.8	1841.6	1576.9	1207.3	649.4
80°	75.5	77.9	116.0	238.4	686.7	1461.7	1483.1	1353.6	1043.6	515.8	233.7
82.5°	39.7	41.3	65.2	117.6	282.2	803.6	906.9	755.1	409.3	155.0	68.4
85°	19.9	21.5	38.2	71.5	139.9	251.2	290.9	275.0	135.9	58.8	25.4
87.5°	7.9	9.5	19.1	31.8	56.4	49.3	54.8	70.7	43.7	27.8	8.7
90°	0.0	0.0	0.0	0.0	0.0	0.0	0.0	0.0	0.0	0.0	0.0



REPORT NUMBER: P595503
 CATALOG NUMBER: ISW-PA1A-830-U-T4W

CANDELA DISTRIBUTION (continued):

	90°	95°	105°	115°	125°	135°	145°	155°	165°	175°	180°
0°	353.7	353.7	353.7	353.7	353.7	353.7	353.7	353.7	353.7	353.7	353.7
2.5°	352.1	351.3	352.1	351.3	352.1	352.1	352.9	351.3	351.3	352.9	350.5
5°	346.5	345.7	346.5	348.1	348.9	350.5	353.7	352.9	354.5	356.1	356.9
7.5°	344.2	343.4	345.7	346.5	348.9	352.1	356.9	360.1	361.6	364.8	363.2
10°	346.5	346.5	349.7	352.1	356.1	360.1	364.0	367.2	371.2	373.6	372.8
12.5°	350.5	349.7	355.3	358.5	364.0	368.0	371.2	372.8	376.0	379.1	378.3
15°	354.5	355.3	363.2	369.6	376.0	377.5	378.3	376.7	378.3	379.9	379.9
17.5°	362.4	363.2	372.0	379.1	384.7	383.1	379.1	375.2	375.2	376.0	376.7
20°	368.8	370.4	380.7	387.1	390.3	383.9	377.5	372.8	370.4	371.2	370.4
22.5°	376.0	379.1	389.5	392.6	387.9	379.9	372.0	365.6	365.6	366.4	366.4
25°	384.7	386.3	393.4	391.8	383.1	371.2	364.8	362.4	361.6	362.4	363.2
27.5°	392.6	393.4	397.4	386.3	369.6	356.9	354.5	355.3	356.1	356.9	357.7
30°	403.0	404.6	400.6	378.3	352.9	338.6	338.6	343.4	345.0	347.3	346.5
32.5°	415.7	417.3	405.4	368.0	331.4	317.1	317.9	325.1	329.9	331.4	332.2
35°	437.2	434.0	408.5	353.7	308.4	290.9	291.7	300.4	306.8	309.2	307.6
37.5°	463.4	462.6	413.3	335.4	279.8	263.9	264.7	268.7	275.0	275.8	276.6
40°	507.1	500.7	421.3	311.6	251.2	236.1	234.5	236.9	236.1	237.7	238.4
42.5°	569.9	553.2	431.6	284.5	225.7	209.8	208.2	204.3	199.5	194.7	192.3
45°	643.8	617.6	444.3	256.7	199.5	185.2	181.2	176.5	166.9	156.6	153.4
47.5°	739.2	689.1	458.6	228.9	174.9	163.7	160.6	153.4	142.3	130.4	128.0
50°	837.0	773.4	472.9	205.9	155.0	148.6	145.5	138.3	124.0	112.9	110.5
52.5°	950.6	856.8	488.0	185.2	137.5	137.5	135.1	124.0	110.5	100.1	98.6
55°	1081.8	942.7	511.9	165.3	124.8	128.0	124.8	113.7	100.9	93.8	93.0
57.5°	1238.3	1051.6	542.1	143.9	113.7	116.0	116.0	108.1	99.4	94.6	93.8
60°	1395.7	1162.0	561.1	128.0	104.9	107.3	112.1	108.1	102.5	100.1	99.4
62.5°	1546.7	1274.9	528.6	114.5	96.2	103.3	115.2	116.0	110.5	111.3	111.3
65°	1659.6	1360.7	427.6	102.5	90.6	105.7	124.8	125.6	116.0	113.7	112.9
67.5°	1698.5	1384.6	287.7	94.6	87.4	107.3	135.9	132.7	116.0	111.3	108.9
70°	1624.6	1297.2	186.8	87.4	82.7	105.7	144.7	136.7	115.2	108.1	104.9
72.5°	1362.3	1106.4	124.8	81.1	77.9	104.1	150.2	136.7	112.9	102.5	99.4
75°	945.8	755.9	93.0	73.1	70.7	101.7	151.8	134.3	107.3	96.2	93.8
76°	759.1	566.7	84.3	69.9	67.6	100.1	151.0	131.9	103.3	93.0	90.6
77.5°	479.3	325.9	70.7	64.4	62.8	97.0	147.8	126.4	97.8	87.4	85.0
80°	167.7	119.2	54.0	52.5	53.3	89.8	139.1	115.2	86.6	77.1	73.9
82.5°	66.8	54.8	40.5	40.5	42.1	77.1	125.6	101.7	75.5	63.6	58.8
85°	26.2	23.8	28.6	28.6	30.2	62.8	104.9	79.5	51.7	39.7	38.2
87.5°	7.9	11.1	12.7	13.5	14.3	31.8	59.6	35.0	23.0	16.7	13.5
90°	0.0	0.0	0.0	0.0	0.0	0.0	0.0	0.0	0.0	0.0	0.0

(END OF REPORT)